

Human SECTM1 Protein

Cat. No. SEC-HM201

Description

Source	Recombinant Human SECTM1 Protein is expressed from HEK293 with hFc tag at the C-Terminus. It contains Gln29-Gly145.
Accession	AAH17716
Molecular Weight	The protein has a predicted MW of 39.4 kDa. Due to glycosylation, the protein migrates to 47-50 kDa based on Bis-Tris PAGE result.
Endotoxin	Less than 1EU per μg by the LAL method.
Purity	> 95% as determined by Bis-Tris PAGE > 95% as determined by HPLC

Formulation and Storage

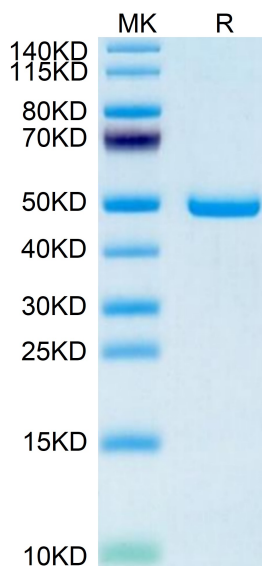
Formulation	Lyophilized from 0.22 μm filtered solution in PBS (pH 7.4). Normally 8% trehalose is added as protectant before lyophilization.
Reconstitution	Centrifuge the tube before opening. Reconstituting to a concentration more than 100 $\mu\text{g}/\text{ml}$ is recommended. Dissolve the lyophilized protein in distilled water.
Storage	-20 to -80°C for 12 months as supplied from date of receipt. -80°C for 3 months after reconstitution. Recommend to aliquot the protein into smaller quantities for optimal storage. Please minimize freeze-thaw cycles.

Background

SECTM1 is a T/NK cell "co-stimulatory" molecule that is expressed in the peripheral blood by neutrophils and monocytes. Human monocytic cells also displayed a pronounced negative regulation of SECTM1 mRNA expression by LPS, while at the protein level SECTM1 expression was also shown to be regulated by IFN and LPS. This tight regulation of SECTM1 gene expression and rapid upregulation highlights its relevance in the innate immune response.

Assay Data

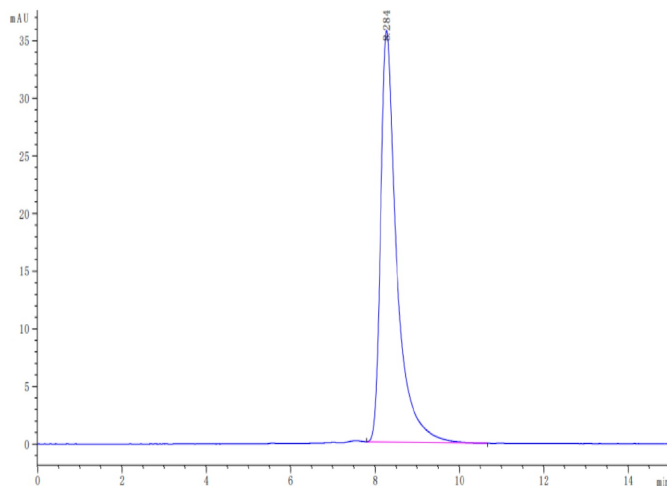
Bis-Tris PAGE



Human SECTM1 on Bis-Tris PAGE under reduced condition. The purity is greater than 95%.

SEC-HPLC

Assay Data

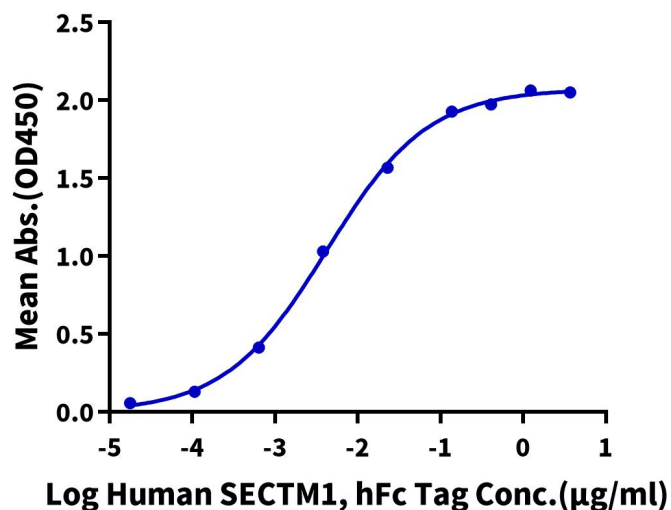


The purity of Human SECTM1 is greater than 95% as determined by SEC-HPLC.

ELISA Data

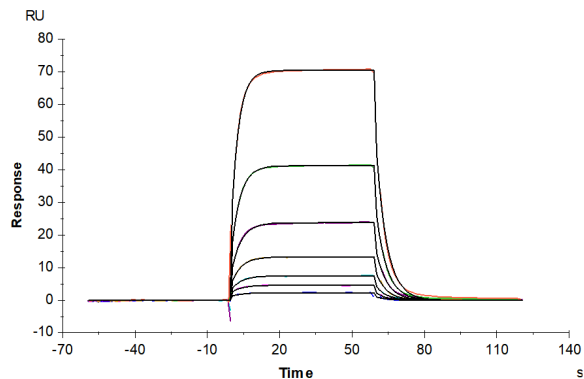
Human SECTM1, hFc Tag ELISA

0.1µg Human CD7, His Tag Per Well



Immobilized Human CD7, His Tag at 1µg/ml (100µl/well) on the plate. Dose response curve for Human SECTM1, hFc Tag with the EC50 of 4.2ng/ml determined by ELISA (QC Test).

SPR Data



Human SECTM1, hFc Tag captured on CM5 Chip via Protein A can bind Mouse CD7, His Tag with an affinity constant of 4.46 µM as determined in SPR assay (Biacore T200).